

Noise in Europe

2015 overview of policy-related data



United Kingdom

April 2016

Noise sources covered by this assessment		Trends on noise exposure 2007 - 2012																																																																																																																																																																																																																																																	
	END noise sources	Trends on noise exposure show, for both implementation rounds:																																																																																																																																																																																																																																																	
Number of agglomerations	74	<ul style="list-style-type: none"> - For agglomerations: the relative value of people exposed to more than 55 dB L_{den} and to more than 50 dB L_{night} due to different noise sources (values are expressed in %). - For major airports: total number of people exposed to more than 55 dB L_{den} and to more than 50 dB L_{night} (values are expressed in real numbers). 																																																																																																																																																																																																																																																	
Major roads	31006 km																																																																																																																																																																																																																																																		
Major railways	5745 km																																																																																																																																																																																																																																																		
Number of major airports	20																																																																																																																																																																																																																																																		
Name of major airports	Birmingham International Airport Blackpool International Airport Bournemouth Airport Bristol Airport East Midlands Airport Leeds Bradford International Airport Liverpool John Lennon Airport London Luton Airport London City Airport London Gatwick Airport London Heathrow Airport London Stansted Airport Manchester Airport Newcastle International Airport Southampton Airport Belfast International Airport Aberdeen Airport Edinburgh Airport Glasgow Airport Glasgow Prestwick Airport	Major airports: <table border="1"> <thead> <tr> <th rowspan="2"></th> <th colspan="2">L_{den}</th> <th colspan="2">L_{night}</th> </tr> <tr> <th>First round</th> <th>Second round</th> <th>First round</th> <th>Second round</th> </tr> </thead> <tbody> <tr><td>Birmingham International Airport</td><td>800</td><td>900</td><td>200</td><td>300</td></tr> <tr><td>Newcastle International Airport</td><td>5800</td><td>4100</td><td>2100</td><td>1900</td></tr> <tr><td>Glasgow Airport</td><td>0</td><td>0</td><td>0</td><td>0</td></tr> <tr><td>Belfast International Airport</td><td>600</td><td>600</td><td>100</td><td>100</td></tr> <tr><td>Bristol Airport</td><td>4000</td><td>2200</td><td>1100</td><td>1400</td></tr> <tr><td>Edinburgh Airport</td><td>8500</td><td>15000</td><td>900</td><td>3500</td></tr> <tr><td>London Luton Airport</td><td>8600</td><td>4100</td><td>2900</td><td>2000</td></tr> <tr><td>East Midlands Airport</td><td>10400</td><td>13000</td><td>5900</td><td>7800</td></tr> <tr><td>Aberdeen Airport</td><td>16400</td><td>0</td><td>3400</td><td>0</td></tr> <tr><td>London City Airport</td><td>0</td><td>2500</td><td>0</td><td>0</td></tr> <tr><td>London Gatwick Airport</td><td>11900</td><td>9400</td><td>4800</td><td>4000</td></tr> <tr><td>London Heathrow Airport</td><td>107000</td><td>54400</td><td>21500</td><td>15300</td></tr> <tr><td>London Stansted Airport</td><td>9300</td><td>7500</td><td>4100</td><td>3500</td></tr> <tr><td>Manchester Airport</td><td>11600</td><td>10200</td><td>2500</td><td>2900</td></tr> <tr><td>Blackpool International Airport</td><td>N/D</td><td>N/D</td><td>N/D</td><td>N/D</td></tr> <tr><td>Bournemouth Airport</td><td>N/D</td><td>N/D</td><td>N/D</td><td>N/D</td></tr> <tr><td>Leeds Bradford International Airport</td><td>N/D</td><td>N/D</td><td>N/D</td><td>N/D</td></tr> <tr><td>Liverpool John Lennon Airport</td><td>N/D</td><td>N/D</td><td>N/D</td><td>N/D</td></tr> <tr><td>Southampton Airport</td><td>N/D</td><td>N/D</td><td>N/D</td><td>N/D</td></tr> <tr><td>Glasgow Prestwick Airport</td><td>N/D</td><td>N/D</td><td>N/D</td><td>N/D</td></tr> </tbody> </table>					L_{den}		L_{night}		First round	Second round	First round	Second round	Birmingham International Airport	800	900	200	300	Newcastle International Airport	5800	4100	2100	1900	Glasgow Airport	0	0	0	0	Belfast International Airport	600	600	100	100	Bristol Airport	4000	2200	1100	1400	Edinburgh Airport	8500	15000	900	3500	London Luton Airport	8600	4100	2900	2000	East Midlands Airport	10400	13000	5900	7800	Aberdeen Airport	16400	0	3400	0	London City Airport	0	2500	0	0	London Gatwick Airport	11900	9400	4800	4000	London Heathrow Airport	107000	54400	21500	15300	London Stansted Airport	9300	7500	4100	3500	Manchester Airport	11600	10200	2500	2900	Blackpool International Airport	N/D	N/D	N/D	N/D	Bournemouth Airport	N/D	N/D	N/D	N/D	Leeds Bradford International Airport	N/D	N/D	N/D	N/D	Liverpool John Lennon Airport	N/D	N/D	N/D	N/D	Southampton Airport	N/D	N/D	N/D	N/D	Glasgow Prestwick Airport	N/D	N/D	N/D	N/D																																																																																																																																	
	L_{den}		L_{night}																																																																																																																																																																																																																																																
	First round	Second round	First round	Second round																																																																																																																																																																																																																																															
Birmingham International Airport	800	900	200	300																																																																																																																																																																																																																																															
Newcastle International Airport	5800	4100	2100	1900																																																																																																																																																																																																																																															
Glasgow Airport	0	0	0	0																																																																																																																																																																																																																																															
Belfast International Airport	600	600	100	100																																																																																																																																																																																																																																															
Bristol Airport	4000	2200	1100	1400																																																																																																																																																																																																																																															
Edinburgh Airport	8500	15000	900	3500																																																																																																																																																																																																																																															
London Luton Airport	8600	4100	2900	2000																																																																																																																																																																																																																																															
East Midlands Airport	10400	13000	5900	7800																																																																																																																																																																																																																																															
Aberdeen Airport	16400	0	3400	0																																																																																																																																																																																																																																															
London City Airport	0	2500	0	0																																																																																																																																																																																																																																															
London Gatwick Airport	11900	9400	4800	4000																																																																																																																																																																																																																																															
London Heathrow Airport	107000	54400	21500	15300																																																																																																																																																																																																																																															
London Stansted Airport	9300	7500	4100	3500																																																																																																																																																																																																																																															
Manchester Airport	11600	10200	2500	2900																																																																																																																																																																																																																																															
Blackpool International Airport	N/D	N/D	N/D	N/D																																																																																																																																																																																																																																															
Bournemouth Airport	N/D	N/D	N/D	N/D																																																																																																																																																																																																																																															
Leeds Bradford International Airport	N/D	N/D	N/D	N/D																																																																																																																																																																																																																																															
Liverpool John Lennon Airport	N/D	N/D	N/D	N/D																																																																																																																																																																																																																																															
Southampton Airport	N/D	N/D	N/D	N/D																																																																																																																																																																																																																																															
Glasgow Prestwick Airport	N/D	N/D	N/D	N/D																																																																																																																																																																																																																																															
Name of agglomerations and number of inhabitants	Aberdeen 192080 Aldershot Urban Area 250000 Basildon/North Benfleet 105000 Bedford/Kempston 104000 Belfast 580276 Birkenhead 323000 Blackburn/Darwen 144000 Blackpool 261000 Bournemouth 416000 Brighton/Worthing/Littlehampton 500000 Bristol 608000 Burnley/Nelson 145000 Cambridge Urban Area 145000 Cardiff 327706 Cheltenham/Charlton Kings 114000 Chesterfield/Staveley 103000 Colchester 113000 Coventry/Bedworth 349000 Crawley Urban Area 190000 Dearne Valley Urban Area 209000 Derby Urban Area 257000 Doncaster Urban Area 132000 Dundee 151820 Eastbourne 115000 Edinburgh 467950 Exeter 111000 Falkirk & Hallglen 97180 Glasgow 2358700 Gloucester Urban Area 143000 Grimsby/Cleethorpes 138000 Hastings/Bexhill 132000 High Wycombe Urban Area 125000 Ipswich Urban Area 158000 Kingston upon Hull 309000 Leicester 486000 Lincoln Urban Area 107000 Liverpool 821000 London 9302000 Luton/Dunstable 257000 Manchester 2403000 Mansfield Urban Area 166000 Milton Keynes Urban Area 201000 Newport 139298 Northampton Urban Area 208000 Norwich Urban Area 204000 Nottingham 709000 Nuneaton Urban Area 132000 Oxford 157000 Peterborough 147000 Plymouth 258000 Portsmouth 466000 Preston 273000 Reading/Wokingham 379000 Sheffield 675000 Slough Urban Area 160000 Southampton 326000 Southend 286000 Southport/Formby 114000 St Albans/Hatfield 130000 Sunderland Urban Area 178000 Swansea/Neath/Port Talbot 270506 Swindon 167000 Teesside 367000 Telford Urban Area 139000 Thanet 124000	Agglomerations: <table border="1"> <thead> <tr> <th rowspan="2">Airports (values in %)</th> <th colspan="2">L_{den}</th> <th colspan="2">L_{night}</th> </tr> <tr> <th>First round</th> <th>Second round</th> <th>First round</th> <th>Second round</th> </tr> </thead> <tbody> <tr><td>Belfast</td><td>0</td><td>0</td><td>0</td><td>0</td></tr> <tr><td>Birkenhead</td><td>0</td><td>0</td><td>0</td><td>0</td></tr> <tr><td>Blackpool</td><td>0.3</td><td>0.2</td><td>0</td><td>0</td></tr> <tr><td>Bournemouth</td><td>0.7</td><td>0.3</td><td>0</td><td>0</td></tr> <tr><td>Brighton/Worthing/Littlehampton</td><td>0.3</td><td>0.3</td><td>0</td><td>0</td></tr> <tr><td>Bristol</td><td>0</td><td>0</td><td>0</td><td>0</td></tr> <tr><td>Cardiff</td><td>N/D</td><td>N/D</td><td>N/D</td><td>N/D</td></tr> <tr><td>Coventry/Bedworth</td><td>1.15</td><td>0</td><td>0.7</td><td>0</td></tr> <tr><td>Edinburgh</td><td>0</td><td>0</td><td>0</td><td>0</td></tr> <tr><td>Glasgow</td><td>0</td><td>0</td><td>0</td><td>0</td></tr> <tr><td>Kingston upon Hull</td><td>0</td><td>0</td><td>0</td><td>0</td></tr> <tr><td>Leicester</td><td>0</td><td>0</td><td>0</td><td>0</td></tr> <tr><td>Liverpool</td><td>0.3</td><td>0.5</td><td>0.2</td><td>0.2</td></tr> <tr><td>London</td><td>7.6</td><td>7.3</td><td>2.2</td><td>2.1</td></tr> <tr><td>Manchester</td><td>3.7</td><td>2.6</td><td>1.8</td><td>1.1</td></tr> <tr><td>Nottingham</td><td>0</td><td>0</td><td>0</td><td>0</td></tr> <tr><td>Portsmouth</td><td>0</td><td>0</td><td>0</td><td>0</td></tr> <tr><td>Preston</td><td>0</td><td>0</td><td>0</td><td>0</td></tr> <tr><td>Reading/Wokingham</td><td>0</td><td>0</td><td>0</td><td>0</td></tr> <tr><td>Sheffield</td><td>0</td><td>0</td><td>0</td><td>0</td></tr> <tr><td>Southampton</td><td>3.9</td><td>1.8</td><td>1.0</td><td>0.0</td></tr> <tr><td>Southend</td><td>1.8</td><td>0.3</td><td>0.2</td><td>0.0</td></tr> <tr><td>Swansea/Neath/Port Talbot</td><td>N/D</td><td>N/D</td><td>N/D</td><td>N/D</td></tr> <tr><td>Teesside</td><td>0</td><td>0</td><td>0</td><td>0</td></tr> <tr><td>The Potteries</td><td>0</td><td>0</td><td>0</td><td>0</td></tr> <tr><td>Tyneside</td><td>0</td><td>0</td><td>0</td><td>0</td></tr> <tr><td>West Midlands</td><td>2.1</td><td>1.8</td><td>0.9</td><td>0.8</td></tr> <tr><td>West Yorkshire</td><td>0.6</td><td>0.7</td><td>0.1</td><td>0.2</td></tr> </tbody> </table> <table border="1"> <thead> <tr> <th rowspan="2">Industry (values in %)</th> <th colspan="2">L_{den}</th> <th colspan="2">L_{night}</th> </tr> <tr> <th>First round</th> <th>Second round</th> <th>First round</th> <th>Second round</th> </tr> </thead> <tbody> <tr><td>Belfast</td><td>0.14</td><td>0.09</td><td>0.07</td><td>0.07</td></tr> <tr><td>Birkenhead</td><td>0.50</td><td>0.34</td><td>0.38</td><td>0.31</td></tr> <tr><td>Blackpool</td><td>0.11</td><td>0.27</td><td>0.11</td><td>0.23</td></tr> <tr><td>Bournemouth</td><td>0.10</td><td>0.12</td><td>0.05</td><td>0.12</td></tr> <tr><td>Brighton/Worthing/Littlehampton</td><td>0.26</td><td>0.12</td><td>0.20</td><td>0.10</td></tr> <tr><td>Bristol</td><td>0.11</td><td>0.07</td><td>0.07</td><td>0.07</td></tr> <tr><td>Cardiff</td><td>0.09</td><td>0.67</td><td>0.06</td><td>0.46</td></tr> <tr><td>Coventry/Bedworth</td><td>0.45</td><td>0.40</td><td>0.30</td><td>0.20</td></tr> <tr><td>Edinburgh</td><td>22.28</td><td>0.00</td><td>20.23</td><td>0.21</td></tr> <tr><td>Glasgow</td><td>25.43</td><td>0.06</td><td>9.15</td><td>0.31</td></tr> <tr><td>Kingston upon Hull</td><td>0.33</td><td>0.26</td><td>0.23</td><td>0.23</td></tr> <tr><td>Leicester</td><td>0.48</td><td>0.35</td><td>0.39</td><td>0.33</td></tr> <tr><td>Liverpool</td><td>0.29</td><td>0.51</td><td>0.25</td><td>0.45</td></tr> <tr><td>London</td><td>0.20</td><td>0.25</td><td>0.17</td><td>0.22</td></tr> <tr><td>Manchester</td><td>0.48</td><td>0.42</td><td>0.38</td><td>0.35</td></tr> <tr><td>Nottingham</td><td>0.11</td><td>0.27</td><td>0.08</td><td>0.18</td></tr> </tbody> </table>				Airports (values in %)	L_{den}		L_{night}		First round	Second round	First round	Second round	Belfast	0	0	0	0	Birkenhead	0	0	0	0	Blackpool	0.3	0.2	0	0	Bournemouth	0.7	0.3	0	0	Brighton/Worthing/Littlehampton	0.3	0.3	0	0	Bristol	0	0	0	0	Cardiff	N/D	N/D	N/D	N/D	Coventry/Bedworth	1.15	0	0.7	0	Edinburgh	0	0	0	0	Glasgow	0	0	0	0	Kingston upon Hull	0	0	0	0	Leicester	0	0	0	0	Liverpool	0.3	0.5	0.2	0.2	London	7.6	7.3	2.2	2.1	Manchester	3.7	2.6	1.8	1.1	Nottingham	0	0	0	0	Portsmouth	0	0	0	0	Preston	0	0	0	0	Reading/Wokingham	0	0	0	0	Sheffield	0	0	0	0	Southampton	3.9	1.8	1.0	0.0	Southend	1.8	0.3	0.2	0.0	Swansea/Neath/Port Talbot	N/D	N/D	N/D	N/D	Teesside	0	0	0	0	The Potteries	0	0	0	0	Tyneside	0	0	0	0	West Midlands	2.1	1.8	0.9	0.8	West Yorkshire	0.6	0.7	0.1	0.2	Industry (values in %)	L_{den}		L_{night}		First round	Second round	First round	Second round	Belfast	0.14	0.09	0.07	0.07	Birkenhead	0.50	0.34	0.38	0.31	Blackpool	0.11	0.27	0.11	0.23	Bournemouth	0.10	0.12	0.05	0.12	Brighton/Worthing/Littlehampton	0.26	0.12	0.20	0.10	Bristol	0.11	0.07	0.07	0.07	Cardiff	0.09	0.67	0.06	0.46	Coventry/Bedworth	0.45	0.40	0.30	0.20	Edinburgh	22.28	0.00	20.23	0.21	Glasgow	25.43	0.06	9.15	0.31	Kingston upon Hull	0.33	0.26	0.23	0.23	Leicester	0.48	0.35	0.39	0.33	Liverpool	0.29	0.51	0.25	0.45	London	0.20	0.25	0.17	0.22	Manchester	0.48	0.42	0.38	0.35	Nottingham	0.11	0.27	0.08	0.18
Airports (values in %)	L_{den}		L_{night}																																																																																																																																																																																																																																																
	First round	Second round	First round	Second round																																																																																																																																																																																																																																															
Belfast	0	0	0	0																																																																																																																																																																																																																																															
Birkenhead	0	0	0	0																																																																																																																																																																																																																																															
Blackpool	0.3	0.2	0	0																																																																																																																																																																																																																																															
Bournemouth	0.7	0.3	0	0																																																																																																																																																																																																																																															
Brighton/Worthing/Littlehampton	0.3	0.3	0	0																																																																																																																																																																																																																																															
Bristol	0	0	0	0																																																																																																																																																																																																																																															
Cardiff	N/D	N/D	N/D	N/D																																																																																																																																																																																																																																															
Coventry/Bedworth	1.15	0	0.7	0																																																																																																																																																																																																																																															
Edinburgh	0	0	0	0																																																																																																																																																																																																																																															
Glasgow	0	0	0	0																																																																																																																																																																																																																																															
Kingston upon Hull	0	0	0	0																																																																																																																																																																																																																																															
Leicester	0	0	0	0																																																																																																																																																																																																																																															
Liverpool	0.3	0.5	0.2	0.2																																																																																																																																																																																																																																															
London	7.6	7.3	2.2	2.1																																																																																																																																																																																																																																															
Manchester	3.7	2.6	1.8	1.1																																																																																																																																																																																																																																															
Nottingham	0	0	0	0																																																																																																																																																																																																																																															
Portsmouth	0	0	0	0																																																																																																																																																																																																																																															
Preston	0	0	0	0																																																																																																																																																																																																																																															
Reading/Wokingham	0	0	0	0																																																																																																																																																																																																																																															
Sheffield	0	0	0	0																																																																																																																																																																																																																																															
Southampton	3.9	1.8	1.0	0.0																																																																																																																																																																																																																																															
Southend	1.8	0.3	0.2	0.0																																																																																																																																																																																																																																															
Swansea/Neath/Port Talbot	N/D	N/D	N/D	N/D																																																																																																																																																																																																																																															
Teesside	0	0	0	0																																																																																																																																																																																																																																															
The Potteries	0	0	0	0																																																																																																																																																																																																																																															
Tyneside	0	0	0	0																																																																																																																																																																																																																																															
West Midlands	2.1	1.8	0.9	0.8																																																																																																																																																																																																																																															
West Yorkshire	0.6	0.7	0.1	0.2																																																																																																																																																																																																																																															
Industry (values in %)	L_{den}		L_{night}																																																																																																																																																																																																																																																
	First round	Second round	First round	Second round																																																																																																																																																																																																																																															
Belfast	0.14	0.09	0.07	0.07																																																																																																																																																																																																																																															
Birkenhead	0.50	0.34	0.38	0.31																																																																																																																																																																																																																																															
Blackpool	0.11	0.27	0.11	0.23																																																																																																																																																																																																																																															
Bournemouth	0.10	0.12	0.05	0.12																																																																																																																																																																																																																																															
Brighton/Worthing/Littlehampton	0.26	0.12	0.20	0.10																																																																																																																																																																																																																																															
Bristol	0.11	0.07	0.07	0.07																																																																																																																																																																																																																																															
Cardiff	0.09	0.67	0.06	0.46																																																																																																																																																																																																																																															
Coventry/Bedworth	0.45	0.40	0.30	0.20																																																																																																																																																																																																																																															
Edinburgh	22.28	0.00	20.23	0.21																																																																																																																																																																																																																																															
Glasgow	25.43	0.06	9.15	0.31																																																																																																																																																																																																																																															
Kingston upon Hull	0.33	0.26	0.23	0.23																																																																																																																																																																																																																																															
Leicester	0.48	0.35	0.39	0.33																																																																																																																																																																																																																																															
Liverpool	0.29	0.51	0.25	0.45																																																																																																																																																																																																																																															
London	0.20	0.25	0.17	0.22																																																																																																																																																																																																																																															
Manchester	0.48	0.42	0.38	0.35																																																																																																																																																																																																																																															
Nottingham	0.11	0.27	0.08	0.18																																																																																																																																																																																																																																															

The Medway Towns Urban Area	240000
The Potteries	367000
Torbay	111000
Tyneside	897000
Warrington Urban Area	162000
West Midlands	2432000
West Yorkshire	1589000
Wigan Urban Area	170000
York	152000

Portsmouth	0.23	0.06	0.18	0.02
Preston	0.53	0.70	0.45	0.59
Reading/Wokingham	0.08	0.13	0.05	0.08
Sheffield	0.19	0.36	0.08	0.19
Southampton	0.36	0.12	0.30	0.06
Southend	0.15	0.21	0.15	0.17
Swansea/Neath/Port Talbot	1.52	1.74	1.07	1.04
Teesside	0.03	0.22	0.03	0.16
The Potteries	0.58	0.46	0.50	0.41
Tyneside	0.20	0.14	0.16	0.12
West Midlands	0.37	0.49	0.28	0.41
West Yorkshire	0.43	0.66	0.35	0.54

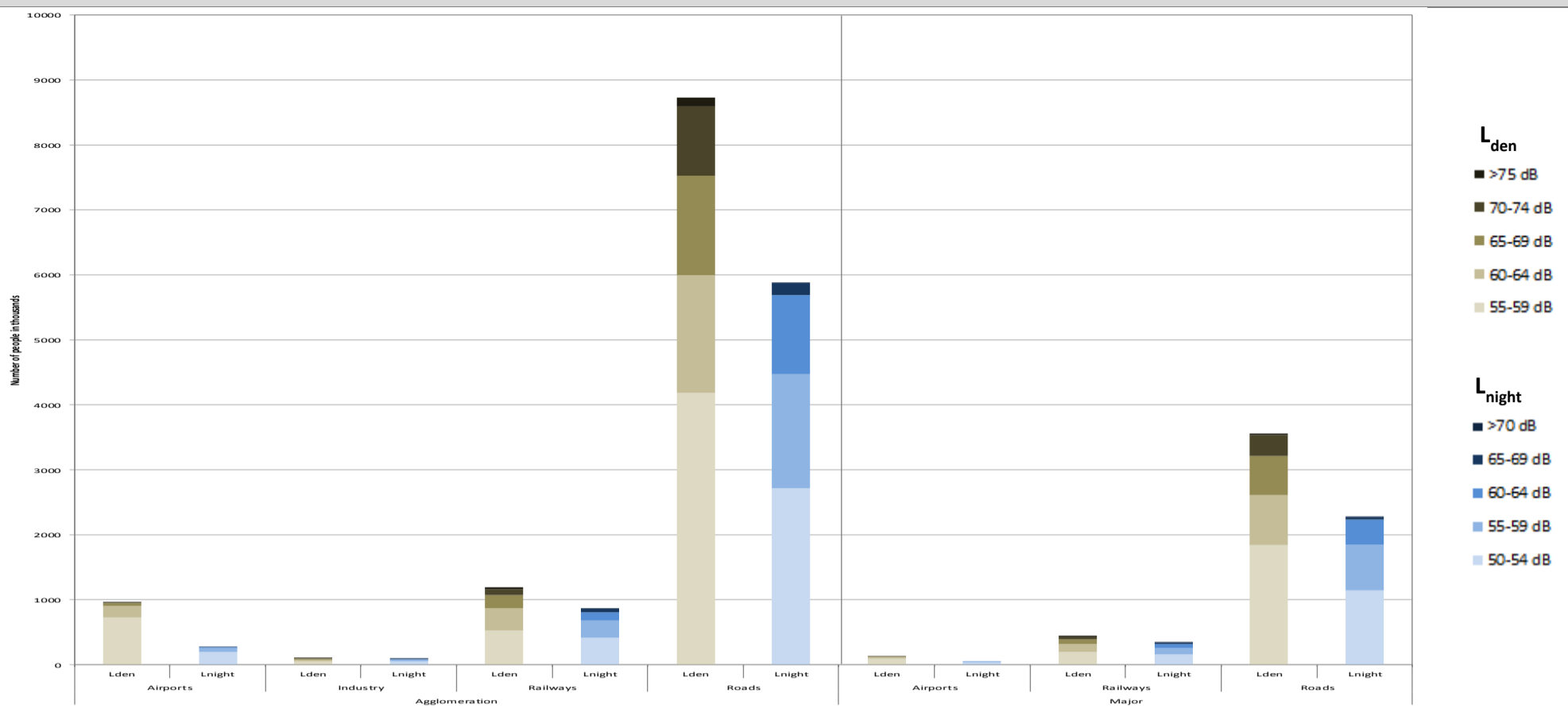
Railways (values in %)	L _{den}		L _{night}	
	First round	Second round	First round	Second round
Belfast	1.0	0.9	0.5	0.4
Birkenhead	2.0	0.8	1.2	0.4
Blackpool	2.5	1.5	1.6	1.1
Bournemouth	1.6	1.5	0.9	1.1
Brighton/Worthing/Littlehampton	2.9	2.8	1.9	1.9
Bristol	0.8	1.5	0.4	1.1
Cardiff	6.5	6.7	4.1	5.0
Coventry/Bedworth	1.0	1.8	0.4	1.3
Edinburgh	9.8	8.8	7.9	6.7
Glasgow	9.9	3.8	7.2	2.8
Kingston upon Hull	0.7	0.3	0.4	0.1
Leicester	1.0	2.6	0.6	2.1
Liverpool	1.7	1.8	1.0	1.3
London	5.5	5.6	3.8	4.2
Manchester	2.2	2.1	1.3	1.5
Nottingham	1.6	1.9	0.9	1.4
Portsmouth	1.9	1.9	1.3	1.5
Preston	2.3	4.3	1.4	3.5
Reading/Wokingham	2.3	3.4	1.4	2.6
Sheffield	1.3	0.7	0.7	0.5
Southampton	2.6	2.8	1.6	2.1
Southend	2.9	3.4	1.9	2.7
Swansea/Neath/Port Talbot	2.3	3.3	1.1	2.6
Teesside	0.8	1.1	0.4	0.8
The Potteries	0.4	0.3	0.2	0.1
Tyneside	2.7	1.6	1.8	1.1
West Midlands	1.5	2.2	0.8	1.6
West Yorkshire	1.0	1.4	0.5	0.9

Roads (values in %)	L _{den}		L _{night}	
	First round	Second round	First round	Second round
Belfast	27	28	19	20
Birkenhead	96	29	84	18
Blackpool	97	9	75	7
Bournemouth	92	12	66	8
Brighton/Worthing/Littlehampton	92	15	81	10
Bristol	95	25	78	16
Cardiff	37	41	26	29
Coventry/Bedworth	80	22	56	13
Edinburgh	49	46	38	36
Glasgow	43	21	30	15
Kingston upon Hull	80	6	54	4
Leicester	91	21	70	13
Liverpool	96	23	84	14
London	39	26	30	18
Mancheer	96	34	86	23
Nottingham	93	22	74	13
Portsmouth	97	28	85	18
Preston	97	38	85	22
Reading/Wokingham	87	31	71	20
Sheffield	87	21	65	14
Southampton	97	40	87	27
Southend	94	11	68	8
Swansea/Neath/Port Talbot	43	49	31	36
Teesside	95	10	73	5
The Potteries	90	18	56	11
Tyneside	81	19	42	11
West Midlands	81	28	57	19
West Yorkshire	77	24	41	16

N/D: Data not provided or unsuitable for deriving trends (e.g. data reported for only one round)

	Decrease in population exposed
	No change
	Increase in population exposed

Number of people exposed to different noise bands per L_{den} and L_{night} (2012)



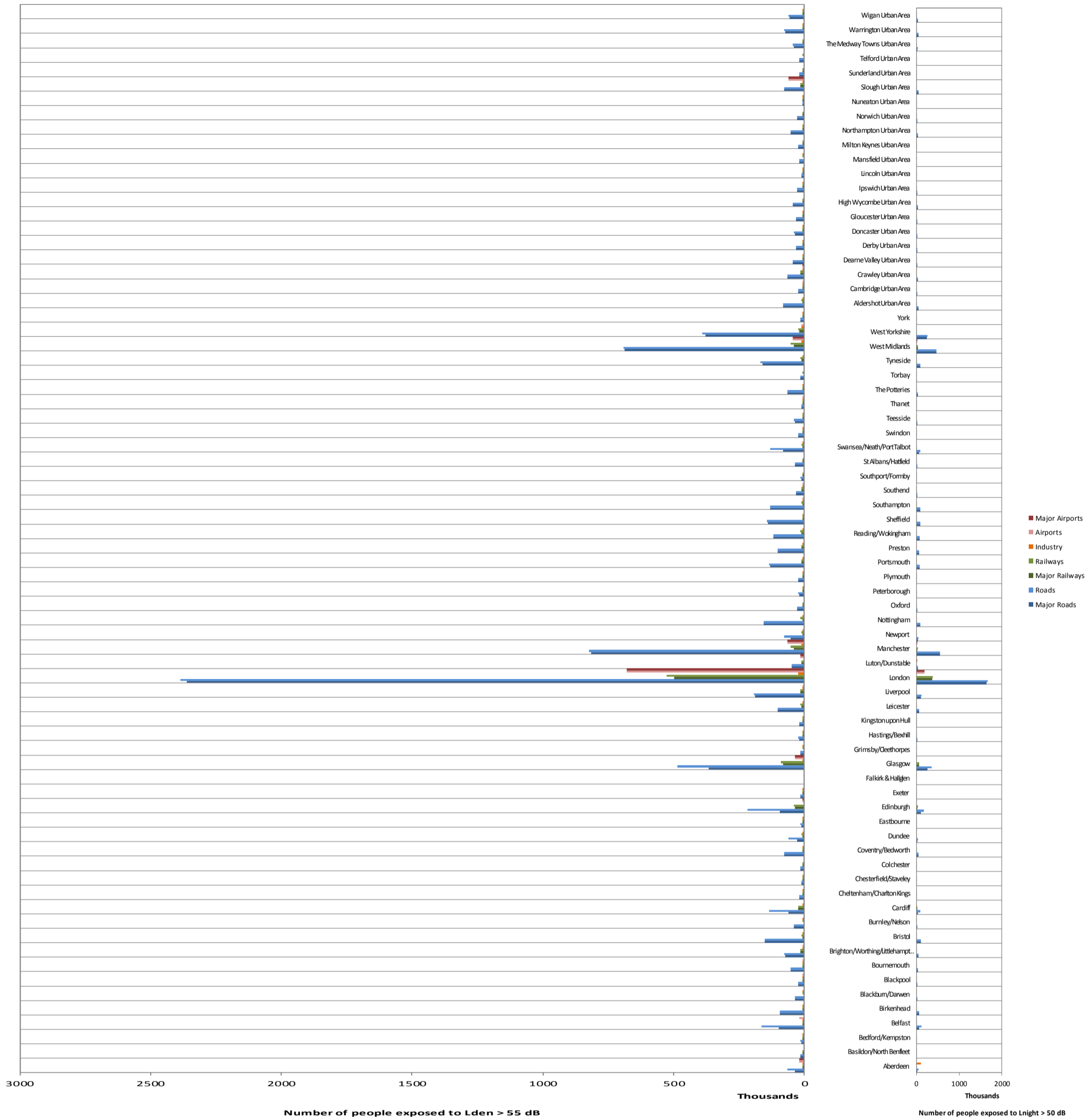
Data not provided for 6 major airports.

Data relating to END mandatory noise contour maps (2012)

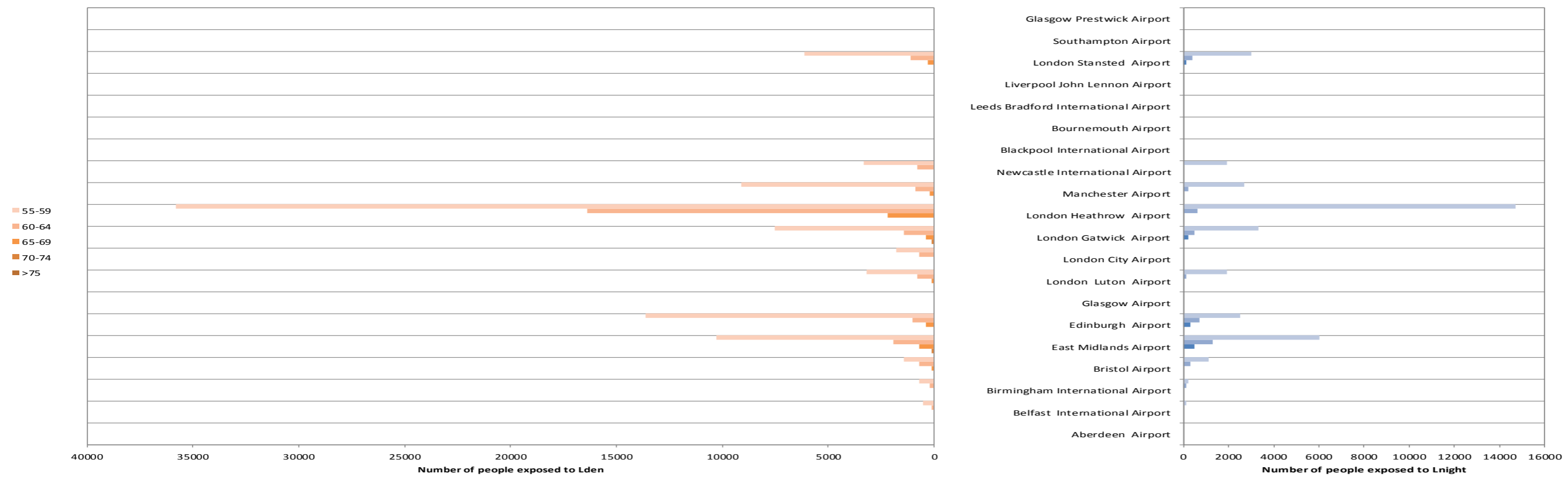
	Major roads	Major railways	Major airports
Country area (km ²)	14278.06	14278.06	14278.06
Km of noise sources	24262.00	5745.01	N/A
Area of contour map in the 55-65 dB L _{den} band (in km ²)	347.17	3.51	0.13
Share of area of contour map in the 55-65 dB L _{den} band per km of noise source reported	0.01	0.00	N/D
Percentage of the country area occupied by contour maps in the 55-65 dB L _{den} band (in %)	2.43	0.02	0.01
Area of contour map with more than 65 dB L _{den} (in km ²)	119.09	0.57	0.02
Share of area of contour map with more than 65 dB L _{den} per km of noise source reported	0.00	0.00	N/D
Percentage of the country area occupied by contour maps with more than 65 dB L _{den} (in %)	0.83	0.00	0.00

*N/A: Not applicable. N/D: No data in suitable format to perform the spatial analysis

Total number of people exposed to noise inside agglomerations (2012)



Total number of people exposed to noise from major airports outside agglomerations (2012)



For further information please consult the full Noise in Europe report at www.eea.europa.eu/themes/noise or visit the Noise Observation & Information Service for Europe at <http://noise.eionet.europa.eu/>.