

Noise in Europe

2015 overview of policy-related data



Poland 

April 2016



The Environmental Noise Directive (END) requires EU Member States to assess exposure to noise from key transport and industrial sources with two initial reporting phases: 2007 and 2012. Where the recommended thresholds for day and night indicators are exceeded, action plans are to be implemented. This country fact sheet presents key statistics related to END assessments as reported to EEA by 30th June 2015 for the two key END indicators: L_{den} (day evening and night exposure) and L_{night} (night time exposure). Where possible this is presented for second round assessments reported in 2012. Trends are presented as the change in exposure from 2007 to 2012, for comparable sources only.



POLAND

Noise sources covered by this assessment		Trends on noise exposure 2007 - 2012																																																																																						
	END noise sources	<p>Trends on noise exposure show, for both implementation rounds:</p> <ul style="list-style-type: none"> - For agglomerations: the relative value of people exposed to more than 55 dB L_{den} and to more than 50 dB L_{night} due to different noise sources (values are expressed in %). - For major airports: total number of people exposed to more than 55 dB L_{den} and to more than 50 dB L_{night} (values are expressed in real numbers). <p>Major airports:</p> <table border="1"> <thead> <tr> <th rowspan="2"></th> <th colspan="2">L_{den}</th> <th colspan="2">L_{night}</th> </tr> <tr> <th>First round</th> <th>Second round</th> <th>First round</th> <th>Second round</th> </tr> </thead> <tbody> <tr> <td>Warsaw Chopin Airport</td> <td>8500</td> <td>7600</td> <td>1800</td> <td>400</td> </tr> </tbody> </table> <p>Agglomerations:</p> <table border="1"> <thead> <tr> <th rowspan="2">Airports (values in %)</th> <th colspan="2">L_{den}</th> <th colspan="2">L_{night}</th> </tr> <tr> <th>First round</th> <th>Second round</th> <th>First round</th> <th>Second round</th> </tr> </thead> <tbody> <tr> <td>Bialystok</td> <td>N/D</td> <td>N/D</td> <td>N/D</td> <td>N/D</td> </tr> <tr> <td>Bydgoszcz</td> <td>0.0</td> <td>0.3</td> <td>0.0</td> <td>0.0</td> </tr> <tr> <td>Gdansk</td> <td>0.0</td> <td>0.2</td> <td>0.0</td> <td>0.1</td> </tr> <tr> <td>Gdynia</td> <td>N/D</td> <td>N/D</td> <td>N/D</td> <td>N/D</td> </tr> <tr> <td>Katowice</td> <td>N/D</td> <td>N/D</td> <td>N/D</td> <td>N/D</td> </tr> <tr> <td>Krakow</td> <td>N/D</td> <td>N/D</td> <td>N/D</td> <td>N/D</td> </tr> <tr> <td>Lodz</td> <td>N/D</td> <td>N/D</td> <td>N/D</td> <td>N/D</td> </tr> <tr> <td>Lublin</td> <td>N/D</td> <td>N/D</td> <td>N/D</td> <td>N/D</td> </tr> <tr> <td>Poznan</td> <td>4.2</td> <td>4.7</td> <td>0.0</td> <td>0.2</td> </tr> <tr> <td>Szczecin</td> <td>N/D</td> <td>N/D</td> <td>N/D</td> <td>N/D</td> </tr> <tr> <td>Warsaw</td> <td>0.2</td> <td>1.9</td> <td>0.3</td> <td>0.2</td> </tr> <tr> <td>Wroclaw</td> <td>0.0</td> <td>0.0</td> <td>0.1</td> <td>0.0</td> </tr> </tbody> </table>					L_{den}		L_{night}		First round	Second round	First round	Second round	Warsaw Chopin Airport	8500	7600	1800	400	Airports (values in %)	L_{den}		L_{night}		First round	Second round	First round	Second round	Bialystok	N/D	N/D	N/D	N/D	Bydgoszcz	0.0	0.3	0.0	0.0	Gdansk	0.0	0.2	0.0	0.1	Gdynia	N/D	N/D	N/D	N/D	Katowice	N/D	N/D	N/D	N/D	Krakow	N/D	N/D	N/D	N/D	Lodz	N/D	N/D	N/D	N/D	Lublin	N/D	N/D	N/D	N/D	Poznan	4.2	4.7	0.0	0.2	Szczecin	N/D	N/D	N/D	N/D	Warsaw	0.2	1.9	0.3	0.2	Wroclaw	0.0	0.0	0.1	0.0
	L_{den}						L_{night}																																																																																	
	First round					Second round	First round	Second round																																																																																
Warsaw Chopin Airport	8500					7600	1800	400																																																																																
Airports (values in %)	L_{den}					L_{night}																																																																																		
	First round					Second round	First round	Second round																																																																																
Bialystok	N/D	N/D	N/D	N/D																																																																																				
Bydgoszcz	0.0	0.3	0.0	0.0																																																																																				
Gdansk	0.0	0.2	0.0	0.1																																																																																				
Gdynia	N/D	N/D	N/D	N/D																																																																																				
Katowice	N/D	N/D	N/D	N/D																																																																																				
Krakow	N/D	N/D	N/D	N/D																																																																																				
Lodz	N/D	N/D	N/D	N/D																																																																																				
Lublin	N/D	N/D	N/D	N/D																																																																																				
Poznan	4.2	4.7	0.0	0.2																																																																																				
Szczecin	N/D	N/D	N/D	N/D																																																																																				
Warsaw	0.2	1.9	0.3	0.2																																																																																				
Wroclaw	0.0	0.0	0.1	0.0																																																																																				
Number of agglomerations	39																																																																																							
Major roads	9822 km																																																																																							
Major railways	1214 km																																																																																							
Number of major airports	1																																																																																							
Name of major airports	Warsaw Chopin Airport																																																																																							
Name of agglomerations and number of inhabitants	<table border="0"> <tr><td>Bialystok</td><td>294298</td></tr> <tr><td>Bielsko-Biala</td><td>175402</td></tr> <tr><td>Bydgoszcz</td><td>357650</td></tr> <tr><td>Bytom</td><td>182749</td></tr> <tr><td>Chorzow</td><td>113007</td></tr> <tr><td>Czestochowa</td><td>239319</td></tr> <tr><td>Dabrowa Gornicza</td><td>127686</td></tr> <tr><td>Elblag</td><td>126419</td></tr> <tr><td>Gdansk</td><td>456591</td></tr> <tr><td>Gdynia</td><td>247859</td></tr> <tr><td>Gliwice</td><td>196167</td></tr> <tr><td>Gorzow Wielkopolski</td><td>125383</td></tr> <tr><td>Kalisz</td><td>107019</td></tr> <tr><td>Katowice</td><td>311179</td></tr> <tr><td>Kielce</td><td>204835</td></tr> <tr><td>Koszalin</td><td>107986</td></tr> <tr><td>Krakow</td><td>755000</td></tr> <tr><td>Legnica</td><td>104178</td></tr> <tr><td>Lodz</td><td>742387</td></tr> <tr><td>Lublin</td><td>349440</td></tr> </table>	Bialystok	294298	Bielsko-Biala	175402	Bydgoszcz	357650	Bytom	182749	Chorzow	113007	Czestochowa	239319	Dabrowa Gornicza	127686	Elblag	126419	Gdansk	456591	Gdynia	247859	Gliwice	196167	Gorzow Wielkopolski	125383	Kalisz	107019	Katowice	311179	Kielce	204835	Koszalin	107986	Krakow	755000	Legnica	104178	Lodz	742387	Lublin	349440																																															
Bialystok	294298																																																																																							
Bielsko-Biala	175402																																																																																							
Bydgoszcz	357650																																																																																							
Bytom	182749																																																																																							
Chorzow	113007																																																																																							
Czestochowa	239319																																																																																							
Dabrowa Gornicza	127686																																																																																							
Elblag	126419																																																																																							
Gdansk	456591																																																																																							
Gdynia	247859																																																																																							
Gliwice	196167																																																																																							
Gorzow Wielkopolski	125383																																																																																							
Kalisz	107019																																																																																							
Katowice	311179																																																																																							
Kielce	204835																																																																																							
Koszalin	107986																																																																																							
Krakow	755000																																																																																							
Legnica	104178																																																																																							
Lodz	742387																																																																																							
Lublin	349440																																																																																							




Olsztyn	176457
Opole	125792
Plock	126542
Poznan	554221
Radom	222496
Ruda Slaska	143394
Rybnik	141372
Rzeszow	177521
Sosnowiec	219300
Szczecin	372937
Tarnow	112100
Torun	205718
Tychy	129449
Walbrzych	122927
Warsaw	1714446
Wloclawek	117402
Wroclaw	631377
Zabrze	187674
Zielona Gora	117503

Industry (values in %)	L _{den}		L _{night}	
	First round	Second round	First round	Second round
Bialystok	1	0	0	0
Bydgoszcz	0.00	0.42	0.03	0.08
Gdansk	0.00	0.66	0.00	0.22
Gdynia	0.04	7.18	0.00	2.58
Katowice	N/D	N/D	N/D	N/D
Krakow	0.02	0	0.02	0
Lodz	0.74	0.39	0.18	0.23
Lublin	0.43	0.06	0.26	0.06
Poznan	0.05	0.60	0.04	0.18
Szczecin	0	0	0	0
Warsaw	0.01	0.01	0.01	0.00
Wroclaw	0.03	0	0.02	0

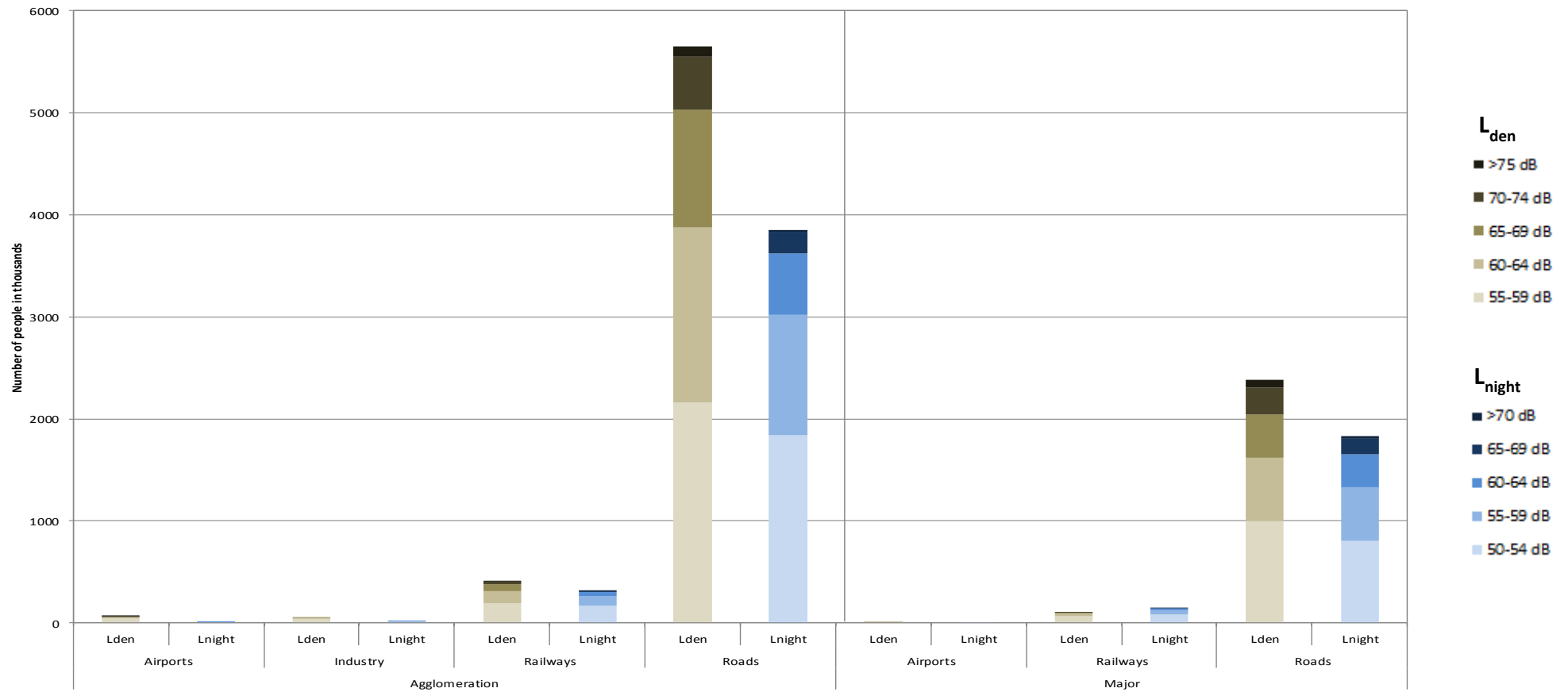
Railways (values in %)	L _{den}		L _{night}	
	First round	Second round	First round	Second round
Bialystok	0	0	0	0
Bydgoszcz	0.1	1.4	0.1	0.8
Gdansk	0.2	2.7	0.1	2.0
Gdynia	0.2	2.0	0.1	1.3
Katowice	N/D	N/D	N/D	N/D
Krakow	11	1	6	1
Lodz	9.4	15.4	3.9	11.4
Lublin	5.5	0.8	3.8	0.3
Poznan	4.5	10.6	3.8	7.7
Szczecin	10	0	5	0
Warsaw	0.1	0.7	0.0	0.4
Wroclaw	1.0	3.4	0.7	2.9

Roads (values in %)	L _{den}		L _{night}	
	First round	Second round	First round	Second round
Bialystok	65	24	41	12
Bydgoszcz	1	69	1	39
Gdansk	1	66	0	29
Gdynia	1	66	1	37
Katowice	N/D	N/D	N/D	N/D
Krakow	40	38	32	25
Lodz	19	63	12	54
Lublin	43	66	48	46
Poznan	18	71	15	59
Szczecin	57	66	30	41
Warsaw	1	44	1	33
Wroclaw	32	37	30	25

N/D: Data not provided or unsuitable for deriving trends (e.g. data reported for only one round)

	Decrease in population exposed
	No change
	Increase in population exposed

Number of people exposed to different noise bands per L_{den} and L_{night} (2012)



Data not provided for industry, railways, roads and airports in 2 agglomerations.

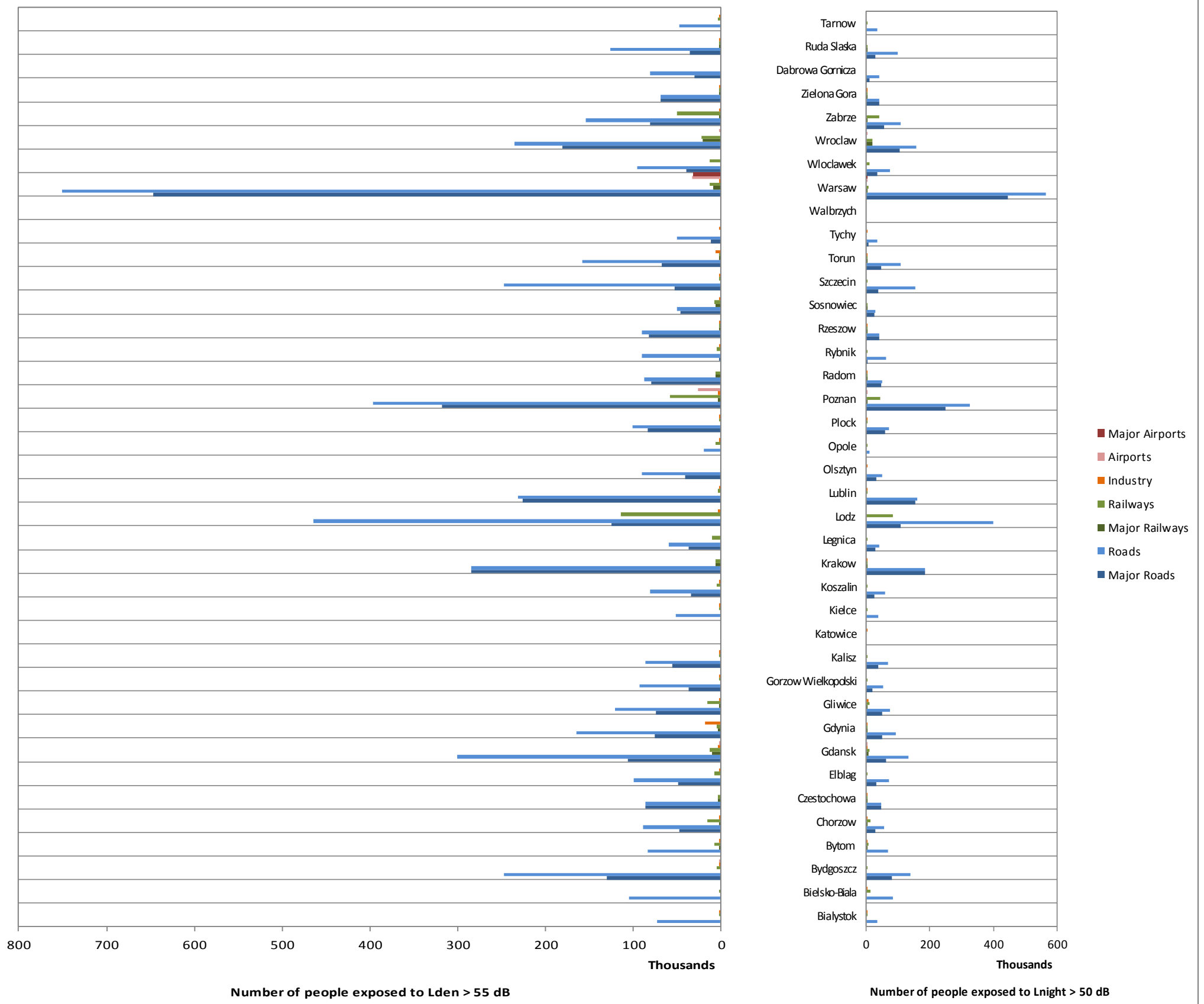
Data not applicable for airport noise in 32 agglomerations.

Data relating to END mandatory noise contour maps (2012)

	Major roads	Major railways	Major airports
Country area (km ²)	311668.44	311668.44	311668.44
Km of noise sources	9719.33	1214.07	N/A
Area of contour map in the 55-65 dB L _{den} band (in km ²)	2320.75	134.34	0.10
Share of area of contour map in the 55-65 dB L _{den} band per km of noise source reported	0.24	0.11	N/D
Percentage of the country area occupied by contour maps in the 55-65 dB L _{den} band (in %)	0.74	0.04	0.00
Area of contour map with more than 65 dB L _{den} (in km ²)	714.56	7.60	0.03
Share of area of contour map with more than 65 dB L _{den} per km of noise source reported	0.07	0.01	N/D
Percentage of the country area occupied by contour maps with more than 65 dB L _{den} (in %)	0.23	0.00	0.00

*N/A: Not applicable. N/D: No data in suitable format to perform the spatial analysis

Total number of people exposed to noise inside agglomerations (2012)



Total number of people exposed to noise from major airports outside agglomerations (2012)

