


Bathing water country factsheet

Malta

June 2023



© Francisco Saraiva, WaterPIX/EEA



European Environment Agency



Bathing water quality in the season of 2022

Malta

Under the provisions of the [Bathing Water Directive](#), about 22 thousand bathing waters are monitored in Europe each season. The monitoring data and other information regarding bathing water management are reported to the European Environment Agency by 29 reporting countries in Europe, to be assessed for the annual European report and more detailed national reports.

1. BWD reporting in the season of 2022

Bathing waters in the season 2022		Bathing water quality in the season of 2022	
Total reported	87	Excellent	82 (94.3%)
Coastal	87	Good	2 (2.3%)
Inland	0	Sufficient	3 (3.4%)
First identified in 2022	0	Poor	0 (0%)
Delisted in 2022	0	Not classified	0 (0%)
Total reported samples	2006		

The bathing waters are quality classified according to the two microbiological parameters (*Escherichia coli* and intestinal enterococci) defined in the Bathing Water Directive. All reported bathing waters are in line with the minimum quality standards of the Directive, thus classified “sufficient” or better.

More information at the **national bathing water portal**:

<https://healthservices.gov.mt/en/environmental/Health-Inspectorate/WRAU/Pages/Bathing-Water-Programme.aspx>

2. BWD monitoring

Each bathing water that is identified by the reporting country needs to have a monitoring calendar established before the bathing season. The monitoring calendar requirements can be summarised as follows: (1) a pre-season sample is to be taken shortly before the start of each bathing season; (2) no fewer than four (alternatively, three for specific cases) samples are to be taken and analysed per bathing season; and (3) an interval between sampling dates never exceeds one month.

From the reported data, the assessment also designates effective implementation of the monitoring calendar (Table 1).

Table 1: Bathing waters in 2022 according to implementation of the monitoring calendar

	Count	Share of total [%]
Monitoring calendar implemented A bathing water satisfies monitoring calendar conditions listed above.	87	100.0%
Monitoring calendar not implemented A bathing water does not satisfy monitoring calendar conditions listed above. It may be quality-classified if enough samples are available in the last assessment period.	0	0.0%

In addition to the monitoring calendar, management specifics of the last assessment period of four years are also assessed. The status primarily indicates whether the complete dataset of four seasons is available, but also points out the reasons as to why the bathing waters do not have the complete last assessment period dataset. The latter may indicate developing conditions at the site – most importantly, whether the bathing water has been newly identified within the period, or any changes have occurred that are likely to affect the classification of the bathing water.

Table 2: Management specifics in the last assessment period of 2019–2022

	Count	Share of total [%]
Continuously monitored A bathing water has been monitored in each bathing season of the last assessment period.	87	100.0%
Newly identified A bathing water was identified for the first time within the last assessment period. Such status is assigned until four seasons of samples are available.	0	0.0%
Quality changes A bathing water was subject to changes described in BWD Art. 4.4 within the last assessment period. Such status is assigned until four seasons of samples, reported after quality changes, are available.	0	0.0%
Monitoring gap A bathing water was not monitored for at least one season in the last assessment period. No quality classification is made if not enough samples are reported for the most recent season.	0	0.0%

3. Bathing water quality

3.1 Coastal bathing waters

Coastal bathing waters are situated on the sea or transitional water coastline, with respective parameter thresholds defined in Annex I of the Directive. They are subject to more strict thresholds than the inland bathing waters. The quality trend is shown in Figure 1. Number of bathing waters by quality class for the last assessment period 2019–2022 is given in Annex I.

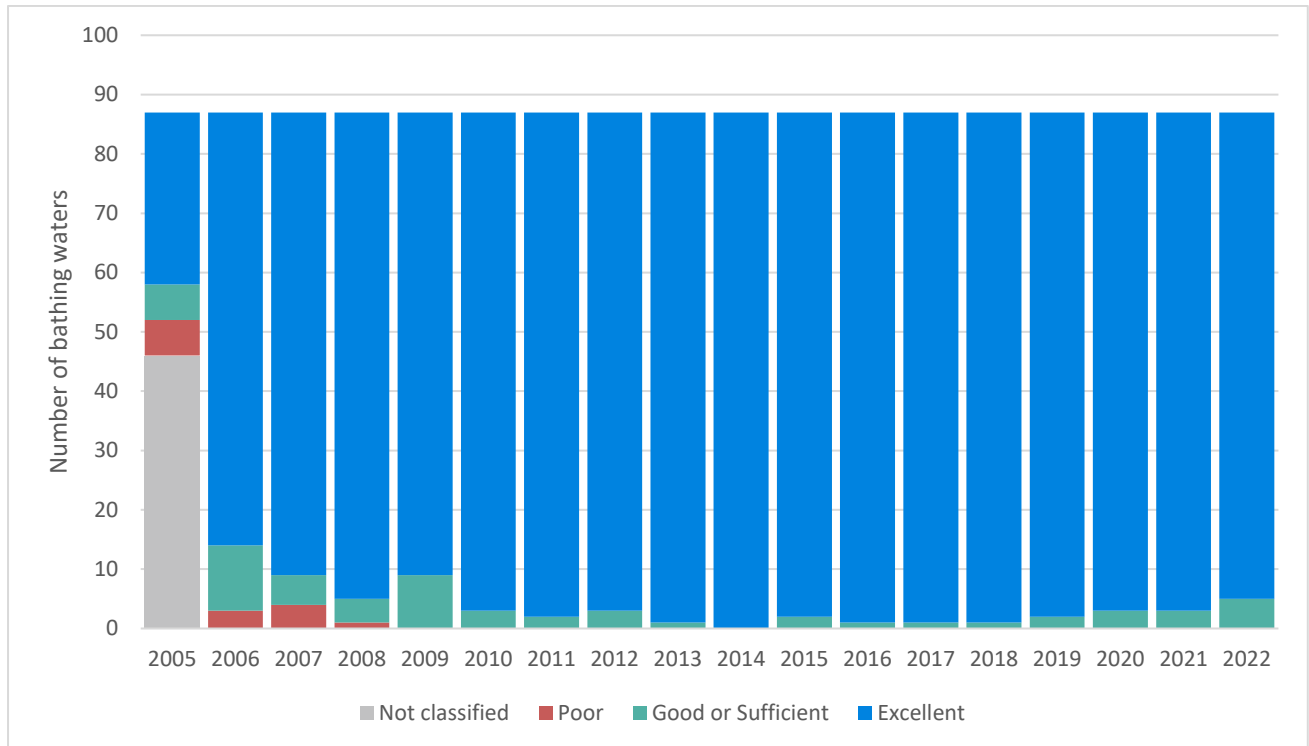


Figure 1: Trend of coastal bathing water quality. Notes: Each column represents an absolute number of bathing waters in the season. Quality classes “good” and “sufficient” are merged for comparability with the classification of the preceding Bathing Water Directive 76/160/EEC.

Annex I Bathing water quality in 2019–2022

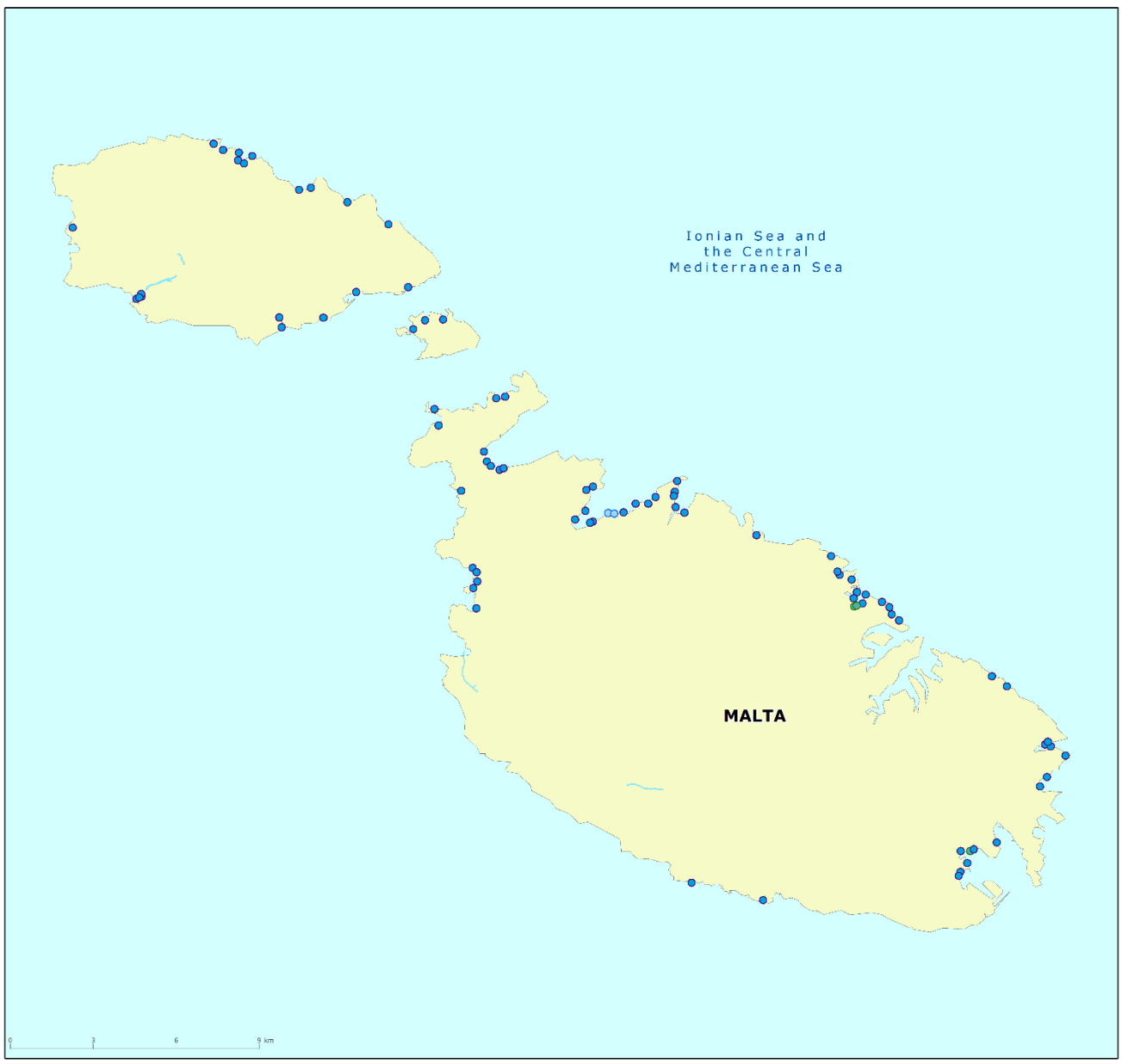
Table 3: Bathing water quality by water category and season

		Total number of bathing waters	Excellent		Good		Sufficient		Poor		Not classified	
			Count	%	Count	%	Count	%	Count	%	Count	%
Total	2019	87	85	97.7%	2	2.3%	0	0.0%	0	0.0%	0	0.0%
	2020	87	84	96.6%	3	3.4%	0	0.0%	0	0.0%	0	0.0%
	2021	87	84	96.6%	2	2.3%	1	1.1%	0	0.0%	0	0.0%
	2022	87	82	94.3%	2	2.3%	3	3.4%	0	0.0%	0	0.0%

Note: Percentages may not total to 100 due to rounding.

Annex II Bathing water quality map

Map 1: Bathing waters reported during the 2022 bathing season in Malta



Bathing water quality

- Excellent water quality
- Good water quality
- Sufficient water quality
- Poor water quality
- Not classified
- No data
- Outside data coverage (data available, not presented on the map)

Source: National boundaries: EEA; Large rivers and lakes: EEA, WFD Article 3; Bathing waters data and coordinates: Maltese authorities; Digital Elevation Model over Europe (EU-DEM): EEA.